

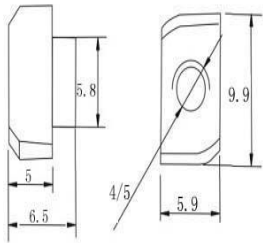
T型螺母(中标)

材料: 电镀钢

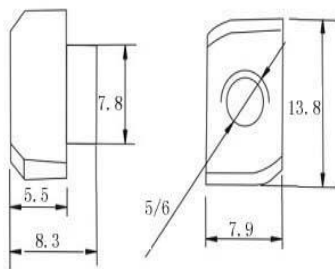
用途: 组装型材的常用螺母

用法: 将螺母头顺型材方向槽方向放入槽内, 顺时针旋转90度。

配30系列中标方槽/U槽铝材



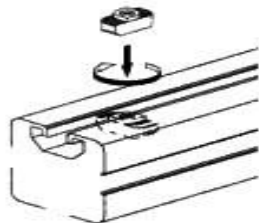
配40系列中标方槽/U槽铝材



订货号: 10TM4/5

14TM5/6

T型螺母安装图



T型螺栓(中标)

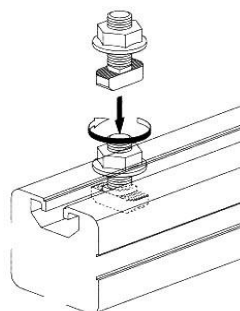
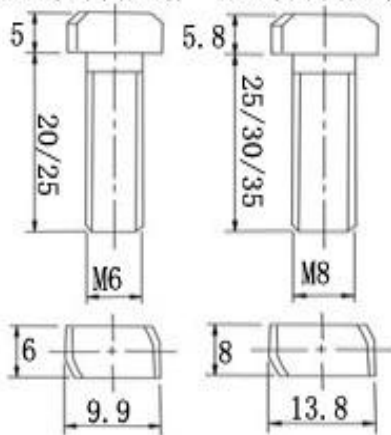
材料: 异型钢

用途: 组装型材的常用螺栓

用法: 将螺栓头顺型材槽方向置入槽内, 顺时针旋转90度。

T型螺栓安装图

配30系列中标铝材 配40系列中标铝材



10TS6*20/25

14TS8*25/30/35

订货号

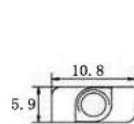
T型螺母(欧标)

材料: 电镀钢

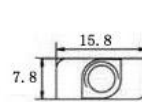
用途: 组装型材的常用螺母

用法: T型螺母可将其他连接件简单安全地固定至型材槽坑上。装配过程中, 它能自动定位, 自动锁紧

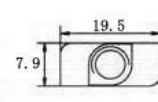
配20系列铝材



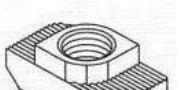
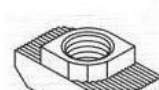
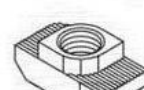
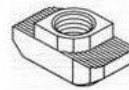
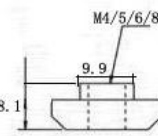
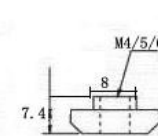
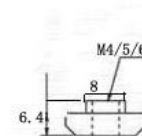
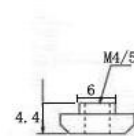
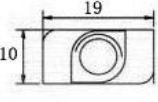
配30系列铝材



配非标40系列铝材



配40/45系列铝材



TM4/5SS

TM4/5/6S

40-TM4/5/6

TM4/5/6/8

订货号:

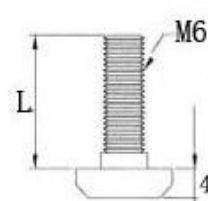
T型螺栓(欧标)

材料: 高强度镀锌钢

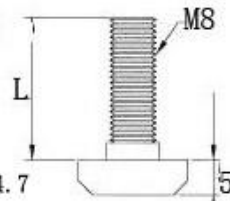
用途: 组装型材的常用连接件, 装卸快捷方便。或在漏装、增装零件时使用。常与法兰螺母配合使用, 是安装角件等型材配件的好帮手

用法: 将螺栓头放入槽内, 顺时针旋转90度。

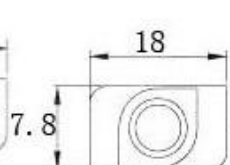
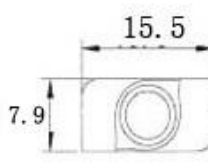
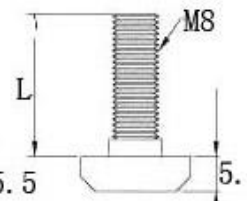
配30系列欧标铝材



配40系列非标铝材



配45系列欧标铝材



订货号: TM6*12/16/20/25

TM8*16/20/25/30/35/40

大头TM8*/20/25/30/35/40